

CLEANING A BEDFRAME

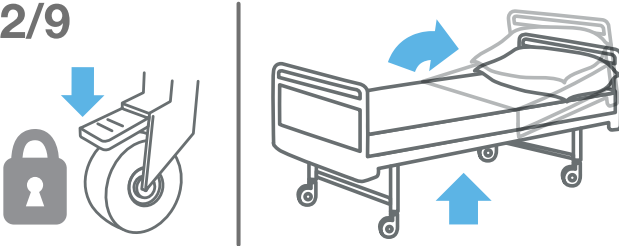
Studies have shown that bed rails are the most frequently touched surface in a patient's bed space. Beds are heavily contaminated with microorganisms from the occupant and several studies have implicated them in transmission. Clean all surfaces in between patients and use indicator notes/tape when finished.

1/9



Perform hand hygiene. Wear appropriate PPE.

2/9



Lock wheels. Lower head of bed so it is flat and raise to a comfortable level to prevent back injury.

3/9



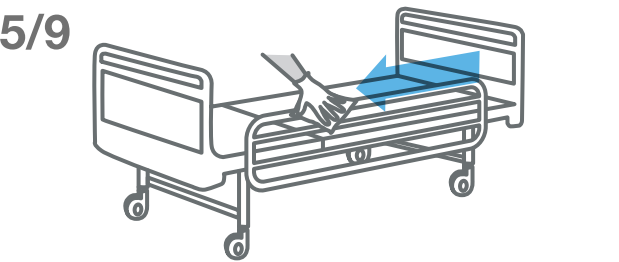
Remove one wipe from Universal pack. Wipe from head to foot, clean to dirty in a 'S' motion.

4/9



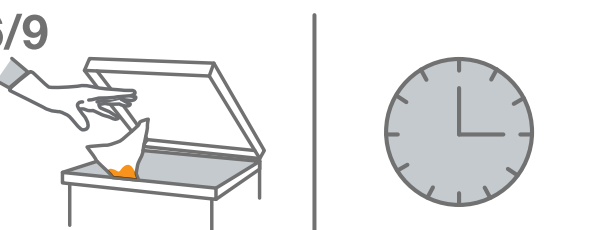
Remove any panels to get access to the bed frame. Wipe the bed ends.

5/9



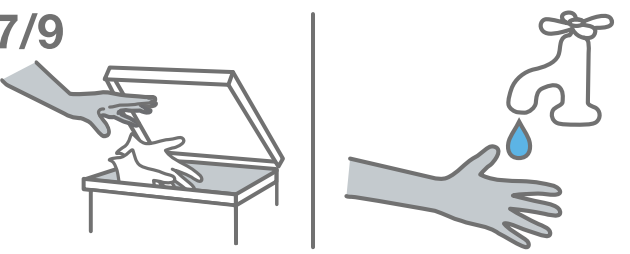
Wipe bed rails top to bottom, ensuring that all surfaces are wiped.

6/9



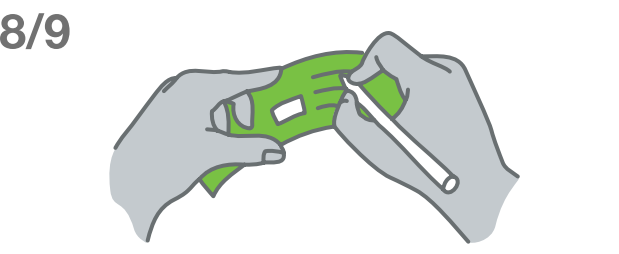
Change wipe if it is dry or soiled and discard. Allow surfaces cleaned with Universal wipes to air dry.

7/9



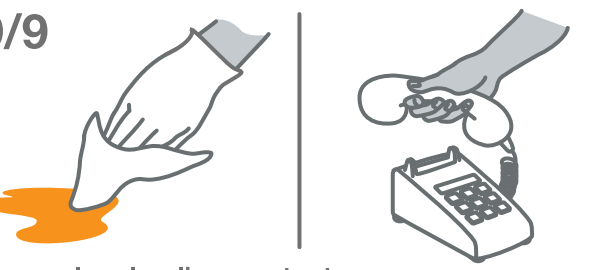
Remove all PPE and discard as per local policy. Perform hand hygiene.

8/9



As per local policy, add cleaned date and sign the indicator tape/note.

9/9



As per local policy, contact domestic services to clean base of bed.