

clinell[®] evaluclean[™]

www.clinell.com

NEW | Online web portal that allows users to sync and share data securely



**FREE
TO ALL
CLINELL
USERS***

The most advanced and flexible system available to evaluate environmental cleanliness.

The Clinell EvaluClean system can be used as both an educational tool and a way to evaluate cleanliness. The system comprises of two fluorescent marker pens, fluorescent powder, a powerful UV torch and our EvaluClean audit software.

clinell® evaluclean™

The use of a fluorescent marker system in ICU resulted in 40% more surfaces being cleaned¹



Fluorescent marker is a better tool than ATP in determining how thoroughly a surface is wiped and mimics the microbiological data better than ATP².

Fluorescent marker pens & UV Torch

Our fluorescent gel has been rigorously tested to ensure it remains wipeable from all non-porous hospital surfaces. The ultra-strong 28-LED UV torch provides excellent mark visibility.

Customisable

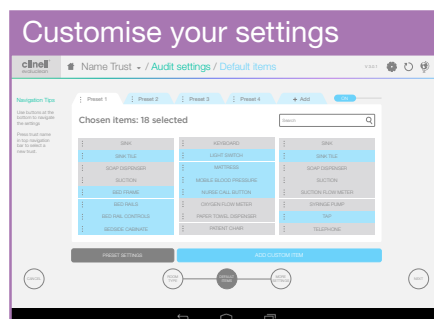
The unique Clinell EvaluClean software system, delivered on a tablet, is completely customisable. Select the equipment and surfaces you wish to monitor from the existing database, or add new ones with the tablet camera. Choose whether to audit the room or specific items.

Assess

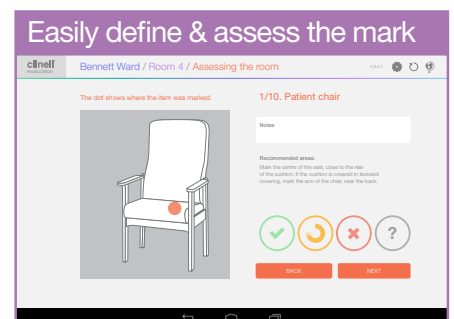
Use the fluorescent pens to mark equipment and surfaces and then record their location with the touch of a screen. Set reminders when to check the mark and use the torch to assess whether the invisible fluorescent gel has been cleaned away. Quickly and easily use the app to record the efficiency of the cleaning.

Instant access

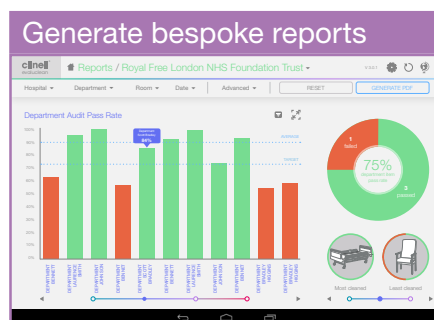
Sync and collate audit data across multiple devices and create organisation wide reports anywhere, through the online portal.



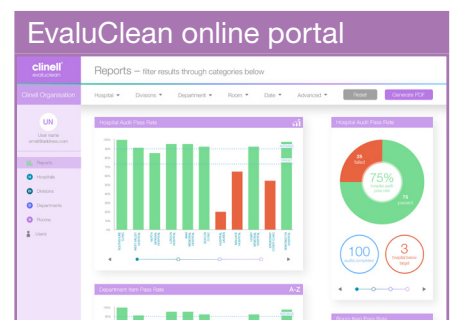
Choose which equipment you wish to monitor from the extensive list of pre-loaded items, or add your own items. Specify the 'type of clean' and whether to audit a specific room or item. Select a length of time before you are reminded to check the area or choose immediately.



Tap the illustration where you have marked the item. If the item isn't in our database, simply take a photo and mark the image. After, shine the UV torch onto the area highlighted on the illustration. If the mark has gone, the item has been effectively cleaned, if not more training may be required.



View live reports, analyse by hospital, department, room type or item. Instantly monitor trends, compare performance and generate bespoke, attractive and easy to understand reports.



Securely view data online from multiple tablets and hospitals throughout an organisation with Clinell's new EvaluClean web server.

Contact us or a member of our sales team for further information:

020 7993 0030

info@gamahealthcare.com

1. Carling PC, Parry MF, Bruno-Murtha LA, Dick B. Improving environmental hygiene in 27 intensive care units to decrease multidrug-resistant bacterial transmission. Crit Care Med. 2010 Apr;39(4):1054-9. 2. Rutala, Gergen, Sickbert-Bennett, Huslage, Weber. Comparison of Four Methods to Assess Cleanliness. APIC Presentation, June 2013. <http://is.infectionandsterilization.org/files/2012/12/NewTechAPIC13.ppt> * Subject to minimum spend.